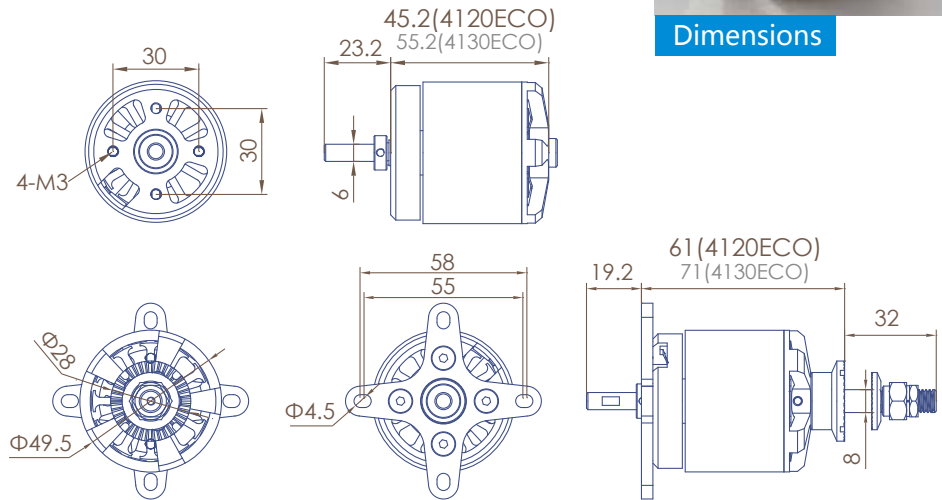




Dimensions



Specification

ECO-C Series	ECO 4120C			
SKU(商品编码)	51673	51674	51675	51676
KV(KV值)	560	500	430	350
Turns(匝数)	7	8	9	11
Weight(g)(重量)	280	280	280	280
Dimensions(D x L)[mm](尺寸)	49.5x45.2	49.5x45.2	49.5x45.2	49.5x45.2
Slots & Poles(槽数, 极数)	12N14P	12N14P	12N14P	12N14P
Ri(mOhm)(电阻)	22.0	25.0	29.2	45.0
I _o @10V (A)(空载电流)	1.3	1.1	0.9	0.7
No. of Cells(LiPo)(适用电池)	5..6	5..6	5..6	6..8
Max. EfficiencyCurrent[A](效率电流)	42	36	33	29
Max. Burst Current (15S)[A](最大电流)	70	60	55	47
Max. Power(15S)[W](最大功率)	1400	1440	1320	1500
Max. Torque [N*M](最大扭矩)	1.43	1.38	1.47	1.54
Shaft diameter(mm)(轴径)	6	6	6	6
Mountingholes pitch(安装孔距)	30/30	30/30	30/30	30/30
Input Connectors(输入链接)	GC4.0	GC4.0	GC4.0	GC4.0
RecommendedESC(调速器)	XC8018BA	XC-65-LITE or XC6018BA		
Propeller(螺旋桨)	5S: 16x9E, 15x8E 6S: 14x6E, 13x8E	5S: 16x8E, 15x8E 6S: 14x7E, 15x8E	5S: 17x8E, 16x10E 6S: 15x8E, 16x8E	6S: 17x10E, 18x10E 8S: 14x8E, 15x8E
Class(适用机种)	.65-.70 4-stroke	.46-.55 2-stroke	For popular 70E 3A&3D airplanes	

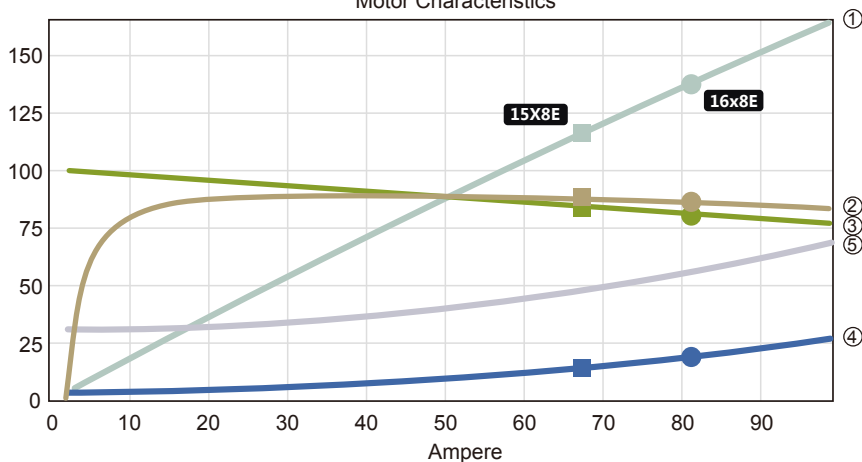
ECO 4120C (560KV)

18.5V Motor @ Optimum Efficiency 最佳效率点



- ① el. Power [in 10W]
- ② Efficiency [%]
- ③ max. Revolutions [in 100rpm]
- ④ waste Power [in]
- ⑤ Motor Case Temp. [°C]

Motor Characteristics



Voltage (V)	Propeller (RPM)	Throttle (%)	Current (A)	Volage (V)	el. Power (W)	Efficiency (%)	Thrust (g)	Spec. Thrust (g/W)
18.5V (5S LIPO)	15X8E							
	3600	38	5.1	18.4	94.2	86.9	942	10
	4200	45	8.1	18.4	147.3	88.2	1282	8.7
	4800	52	12	18.3	218.3	88.8	1674	7.7
	5400	59	17.1	18.2	310	89.1	2118	6.8
	6000	66	23.6	18.1	425.2	89.1	2615	6.2
	6600	74	31.7	18	567	88.9	3165	5.6
	7200	82	41.7	17.8	738.4	88.6	3766	5.1
	7800	91	53.8	17.6	942.4	88.3	4420	4.7
	8400	100	68.5	17.4	1182.3	87.9	5126	4.3
	8416	100	69.2	17.4	1194.3	87.7	5146	4.3
	16x8E							
	3000	32	3.9	18.4	71.4	85.8	794	11.1
	3600	39	6.6	18.4	121.1	87.5	1143	9.4
	4200	46	10.5	18.3	190.7	88.2	1555	8.2
	4800	53	15.6	18.2	284	88.4	2031	7.2
	5400	60	22.5	18.1	404.9	88.3	2571	6.3
	6000	68	31.2	18	557.4	88	3174	5.7
6600	77	42.1	17.8	745.5	87.5	3841	5.2	
7200	85	55.8	17.6	973.5	87	4571	4.7	
7800	95	72.5	17.3	1245.6	86.5	5364	4.3	
8100	100	82.7	17.1	1405.7	86	5784	4.1	

22.2V Motor @ Optimum Efficiency 最佳效率点

Current
43.15
A

Voltage
21.41
V

Revolutions*
11035
rpm

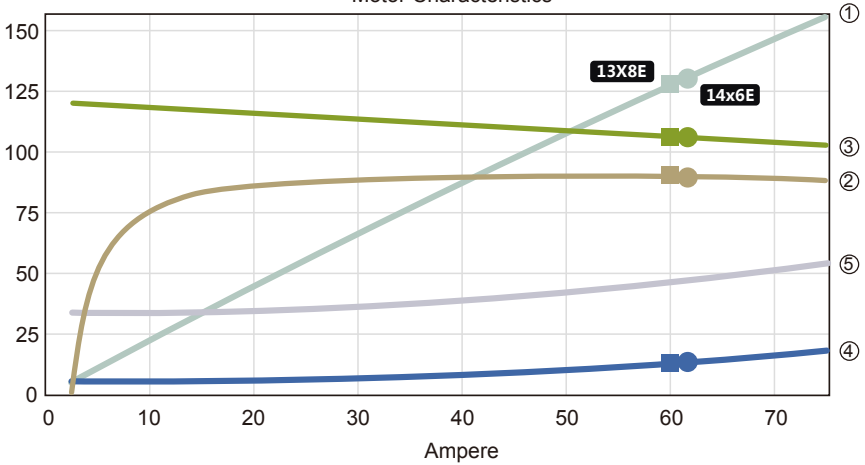
electric Power
923.6
W

mech. Power
833.1
W

Efficiency
90.2
%

- ① el. Power [in 10W]
- ② Efficiency [%]
- ③ max. Revolutions [in 100rpm]
- ④ waste Power [in]
- ⑤ Motor Case Temp. [°C]

Motor Characteristics



Voltage (V)	Propeller (RPM)	Throttle (%)	Current (A)	Volage (V)	el. Power (W)	Efficiency (%)	Thrust (g)	Spec. Thrust (g/W)
22.2V (6S LIPO)	13X8E							
	4000	34	3.4	22.1	74.5	85	757	10.2
	4800	42	5.7	22.1	125	87.5	1090	8.7
	5600	49	8.9	22.1	195.4	88.9	1483	7.6
	6400	56	13.2	22	289.2	89.7	1937	6.7
	7200	64	18.8	21.9	410.1	90	2452	6
	8000	72	25.9	21.8	561.7	90.2	3027	5.4
	8800	80	34.7	21.6	747.8	90.1	3662	4.9
	9600	89	45.6	21.4	972.4	90	4358	4.5
	10400	98	58.7	21.2	1239.2	89.8	5115	4.1
	10580	100	62.3	21.2	1311.3	89.5	5294	4
	14x6E							
	4000	34	3.4	22.1	75.1	85	709	9.4
	4800	42	5.7	22.1	126.1	87.5	1021	8.1
	5600	49	9	22	197.1	88.9	1389	7
	6400	56	13.3	22	291.7	89.7	1815	6.2
	7200	64	19	21.9	413.7	90	2297	5.6
	8000	72	26.1	21.8	566.7	90.2	2835	5
	8800	80	35.1	21.6	754.5	90.1	3431	4.5
	9600	89	46	21.4	981.2	90	4083	4.2
10400	98	59.3	21.2	1250.5	89.8	4791	3.8	
10570	100	62.7	21.1	1319.6	89.5	4950	3.8	

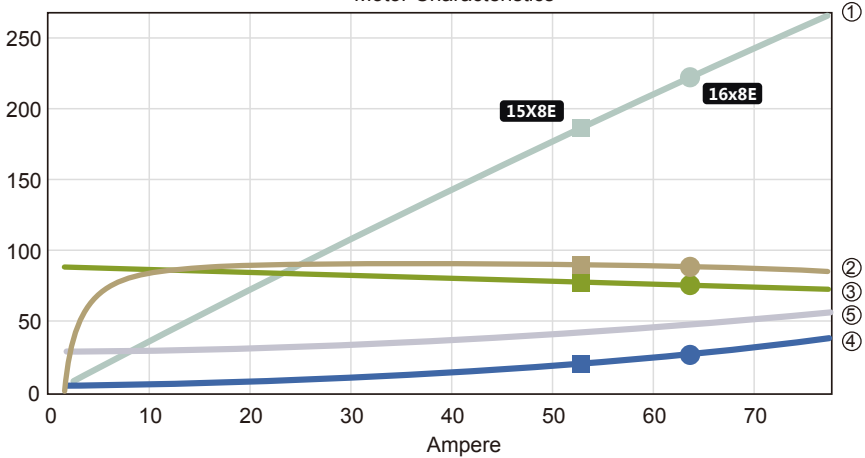
ECO 41.20C (500KV)

18.5V Motor @ Optimum Efficiency 最佳效率点



- ① el.Power [in 5W]
- ② Efficiency [%]
- ③ max. Revolutions [in 100rpm]
- ④ @waste Power[in]
- ⑤ @Motor Case Temp. [°C]

Motor Characteristics



Voltage (V)	Propeller (RPM)	Throttle (%)	Current (A)	Volage (V)	el. Power (W)	Efficiency (%)	Thrust (g)	Spec. Thrust (g/W)
18.5V (5S LIPO)	15X8E							
	3000	35	3	18.5	55.7	85	654	11.7
	3600	42	5.1	18.4	93.6	87.4	942	10.1
	4200	50	8	18.4	146.4	88.7	1282	8.8
	4800	57	11.9	18.3	216.9	89.4	1674	7.7
	5400	65	16.9	18.3	307.8	89.7	2118	6.9
	6000	73	23.3	18.2	422	89.7	2615	6.2
	6600	82	31.3	18.1	562.4	89.6	3165	5.6
	7200	90	41	17.9	732	89.4	3766	5.1
	7800	100	52.8	17.8	933.8	89.1	4420	4.7
	7822	100	53.5	17.8	944.8	88.9	4445	4.7
	16x8E							
	3500	42	6	18.4	110.7	87.9	1080	9.8
	4000	48	8.9	18.4	163.8	88.7	1411	8.6
	4500	55	12.7	18.3	232.3	89	1785	7.7
	5000	61	17.5	18.3	318.4	89.1	2204	6.9
	5500	68	23.5	18.2	424.3	89	2667	6.3
	6000	75	30.7	18.1	552.2	88.8	3174	5.7
	6500	83	39.5	17.9	704.5	88.5	3725	5.3
	7000	90	49.9	17.8	883.5	88.1	4320	4.9
7500	99	62.3	17.6	1091.7	87.7	4960	4.5	
7580	100	64.7	17.6	1131.8	87.5	5066	4.5	

22.2V Motor @ Optimum Efficiency 最佳效率点

Current
36.1
A

Voltage
21.54
V

Revolutions*
9941
rpm

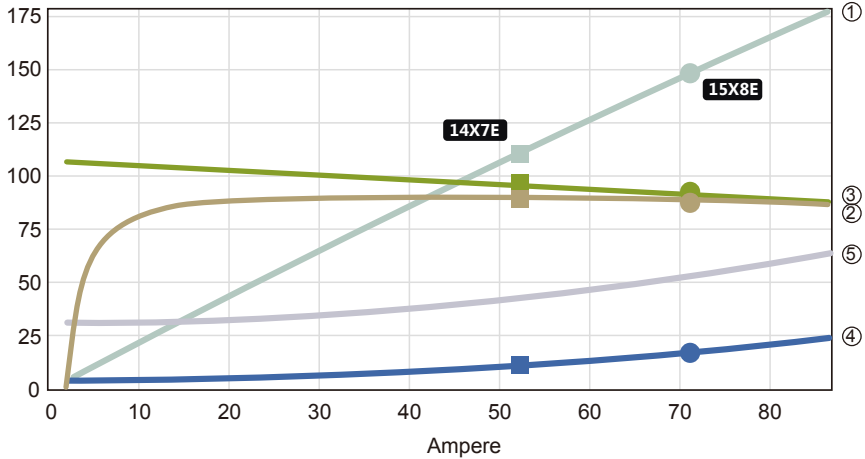
electric Power
777.4
W

mech. Power
705
W

Efficiency
90.7
%

- ① el. Power [in 10W]
- ② Efficiency [%]
- ③ max. Revolutions [in 100rpm]
- ④ waste Power [in]
- ⑤ Motor Case Temp. [°C]

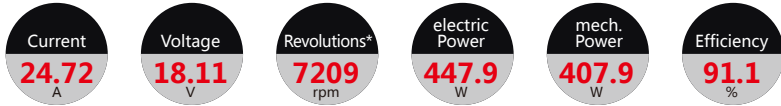
Motor Characteristics



Voltage (V)	Propeller (RPM)	Throttle (%)	Current (A)	Voltage (V)	el. Power (W)	Efficiency (%)	Thrust (g)	Spec. Thrust (g/W)
22.2V (6S LIPO)	14X7E							
	2800	27	1.5	22.2	32.2	79.5	405	12.6
	3500	34	2.7	22.2	59.1	84.5	633	10.7
	4200	41	4.5	22.1	98.9	87.2	912	9.2
	4900	48	7	22.1	154.2	88.8	1241	8
	5600	55	10.4	22	227.8	89.7	1621	7.1
	6300	62	14.7	22	322.6	90.2	2051	6.4
	7000	70	20.3	21.9	441.4	90.5	2532	5.7
	7700	78	27.1	21.7	587.2	90.5	3064	5.2
	8400	86	35.4	21.6	763	90.4	3647	4.8
	9100	94	45.5	21.4	971.8	90.3	4280	4.4
	9550	100	53.2	21.3	1128.9	89.9	4714	4.2
	15X8E							
	2800	27	2.1	22.2	45.9	83.8	570	12.4
	3500	34	3.9	22.1	86.3	87.1	890	10.3
	4200	41	6.6	22.1	146.4	88.7	1282	8.8
	4900	49	10.5	22	230.5	89.5	1744	7.6
	5600	56	15.7	21.9	343.1	89.7	2278	6.6
	6300	64	22.5	21.8	488.8	89.7	2883	5.9
	7000	73	31.1	21.7	672.1	89.5	3560	5.3
7700	81	42	21.5	897.8	89.1	4307	4.8	
8400	90	55.3	21.3	1171	88.7	5126	4.4	
9100	100	71.7	21	1496.5	88.3	6016	4	
9113	100	72.3	21	1509.2	88.1	6033	4	

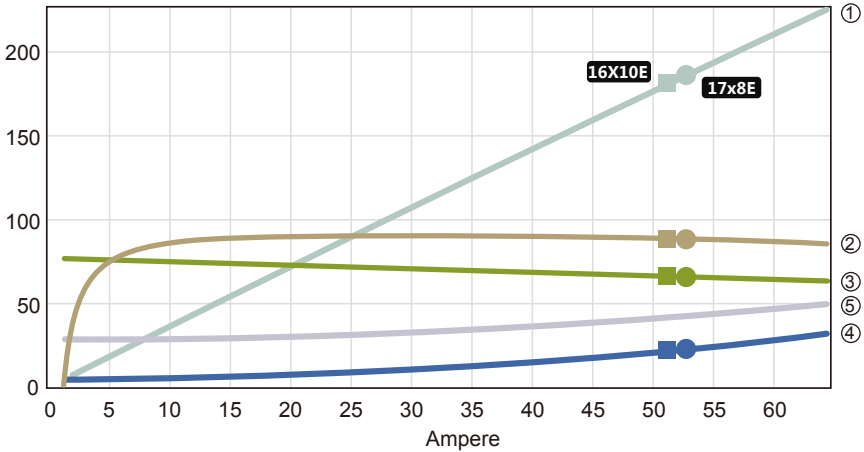
ECO 41.20C (430KV)

18.5V Motor @ Optimum Efficiency 最佳效率点



- ① el.Power [in 5W]
- ② Efficiency [%]
- ③ max. Revolutions [in 100rpm]
- ④ @waste Power[in]
- ⑤ @Motor Case Temp. [°C]

Motor Characteristics



Voltage (V)	Propeller (RPM)	Throttle (%)	Current (A)	Volage (V)	el. Power (W)	Efficiency (%)	Thrust (g)	Spec. Thrust (g/W)	
16X10E									
18.5V (5S LIPO)	2500	34	2.8	18.5	51.6	85.9	689	13.3	
	3000	41	4.7	18.4	87.2	87.9	992	11.4	
	3500	49	7.5	18.4	136.8	88.9	1350	9.9	
	4000	56	11.1	18.3	203.2	89.4	1763	8.7	
	4500	64	15.9	18.3	289	89.5	2232	7.7	
	5000	72	21.9	18.2	397	89.3	2755	6.9	
	5500	80	29.4	18.1	529.9	89.1	3334	6.3	
	6000	89	38.6	18	690.6	88.7	3968	5.7	
	6500	98	49.8	17.8	882.1	88.3	4656	5.3	
	6627	100	53.1	17.8	938.3	88.1	4840	5.2	
	17x8E								
	2500	34	2.9	18.5	52.6	86	661	12.6	
	3000	41	4.8	18.4	88.8	87.9	952	10.7	
	3500	49	7.6	18.4	139.5	88.9	1296	9.3	
4000	56	11.3	18.3	207.3	89.3	1692	8.2		
4500	64	16.2	18.3	294.8	89.4	2142	7.3		
5000	72	22.4	18.2	405.1	89.3	2644	6.5		
5500	80	30	18.1	540.8	89	3199	5.9		
6000	89	39.5	17.9	705	88.6	3807	5.4		
6500	98	50.9	17.8	900.7	88.2	4468	5		
6611	100	53.9	17.7	951.1	88	4622	4.9		

22.2V Motor @ Optimum Efficiency 最佳效率点

Current
29.01
A

Voltage
21.67
V

Revolutions*
8631
rpm

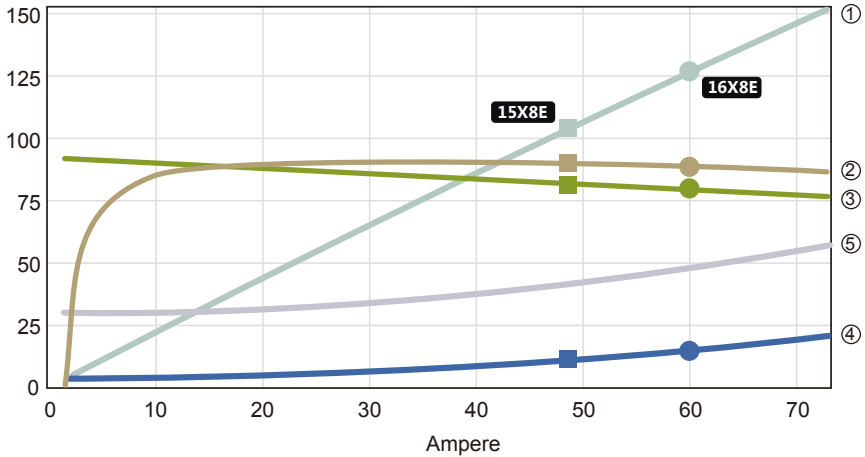
electric Power
628.4
W

mech. Power
573.5
W

Efficiency
91.3
%

- ① el. Power [in 10W]
- ② Efficiency [%]
- ③ max. Revolutions [in 100rpm]
- ④ @waste Power[in]
- ⑤ Motor Case Temp. [°C]

Motor Characteristics



Voltage (V)	Propeller (RPM)	Throttle (%)	Current (A)	Voltage (V)	el. Power (W)	Efficiency (%)	Thrust (g)	Spec. Thrust (g/W)
22.2V (6S LIPO)	15X8E							
	3000	34	2.5	22.2	55.3	85.6	654	11.8
	3600	41	4.2	22.1	92.9	88	942	10.1
	4200	48	6.6	22.1	145.3	89.4	1282	8.8
	4800	55	9.8	22	215.1	90.1	1674	7.8
	5400	63	13.9	22	305.1	90.5	2118	6.9
	6000	70	19.2	21.9	418	90.6	2615	6.3
	6600	78	25.7	21.8	556.7	90.5	3165	5.7
	7200	86	33.6	21.6	724	90.4	3766	5.2
	7800	95	43.1	21.5	922.9	90.2	4420	4.8
	8172	100	50.1	21.4	1066.6	89.8	4852	4.5
	16X8E							
	3000	34	3.2	22.1	70.3	87.1	794	11.3
	3600	41	5.4	22.1	119.2	88.8	1143	9.6
	4200	48	8.5	22.1	187.5	89.7	1555	8.3
	4800	56	12.7	22	278.9	90	2031	7.3
	5400	64	18.2	21.9	397	90	2571	6.5
	6000	72	25.1	21.8	545.7	89.8	3174	5.8
	6600	80	33.8	21.6	728.6	89.6	3841	5.3
	7200	89	44.5	21.5	949.9	89.2	4571	4.8
7800	98	57.4	21.2	1213.5	88.8	5364	4.4	
7938	100	60.9	21.2	1284.5	88.5	5556	4.3	

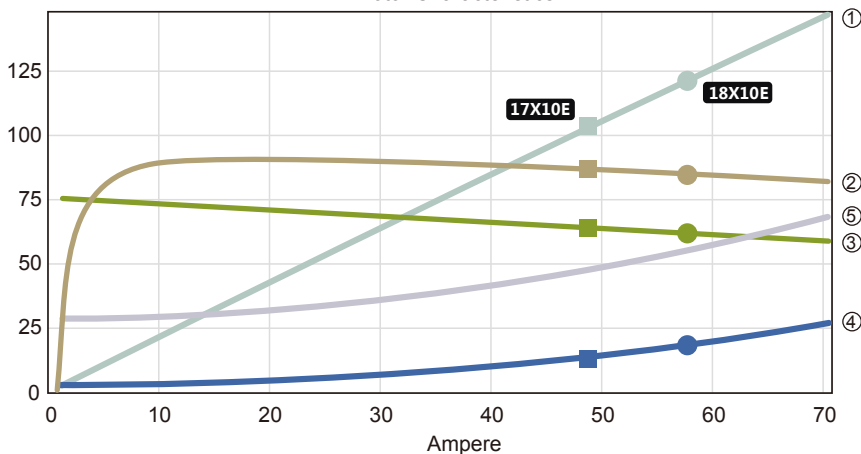
ECO 4120C (350KV)

22.2V Motor @ Optimum Efficiency 最佳效率点



- ① el. Power [in 10W]
- ② Efficiency [%]
- ③ max. Revolutions [in 100rpm]
- ④ waste Power [in]
- ⑤ Motor Case Temp. [°C]

Motor Characteristics



Voltage (V)	Propeller (RPM)	Throttle (%)	Current (A)	Volage (V)	el. Power (W)	Efficiency (%)	Thrust (g)	Spec. Thrust (g/W)	
17X10E									
22.2V (6S LIPO)	2800	40	4.1	22.1	90.5	87.7	1036	11.5	
	3200	46	6.1	22.1	134.1	88.4	1354	10.1	
	3600	52	8.7	22.1	190.4	88.6	1713	9	
	4000	58	11.9	22	261.2	88.6	2115	8.1	
	4400	65	15.9	21.9	348.4	88.4	2559	7.3	
	4800	72	20.8	21.9	453.8	88.1	3046	6.7	
	5200	79	26.7	21.8	579.5	87.7	3575	6.2	
	5600	86	33.7	21.6	727.3	87.3	4146	5.7	
	6000	93	42	21.5	899.4	86.8	4759	5.3	
	6340	100	50.2	21.4	1069	86.3	5314	5	
	18X10E								
	2800	40	5.2	22.1	113.8	87.7	1230	10.8	
	3200	47	7.7	22.1	169.5	87.9	1607	9.5	
	3600	53	11	22	241.6	87.8	2034	8.4	
4000	60	15.2	21.9	332.5	87.5	2511	7.6		
4400	67	20.4	21.9	444.8	87	3038	6.8		
4800	74	26.8	21.7	581	86.5	3615	6.2		
5200	81	34.5	21.6	743.7	85.9	4243	5.7		
5600	89	43.8	21.5	935.5	85.3	4921	5.3		
6000	97	54.7	21.3	1159.3	84.7	5649	4.9		
6133	100	58.9	21.2	1244.4	84.3	5902	4.7		

29.6V Motor @ Optimum Efficiency 最佳效率点

Current
25.43
A

Voltage
28.99
V

Revolutions*
9395
rpm

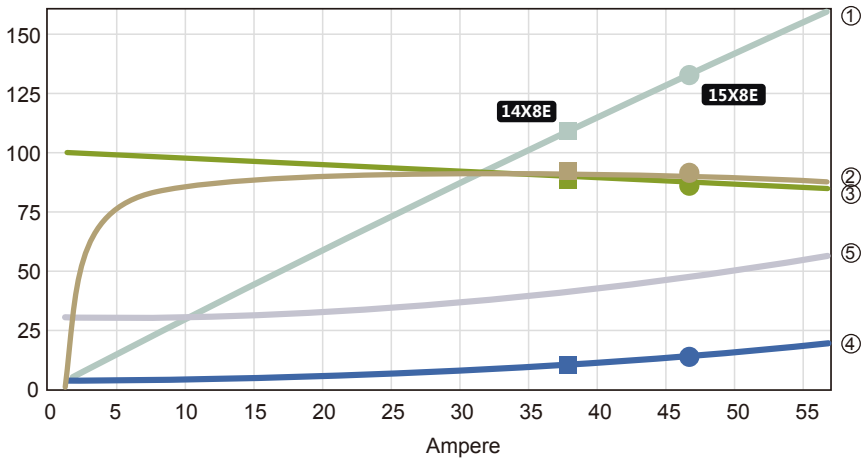
electric Power
737.3
W

mech. Power
672.4
W

Efficiency
91.2
%

- ① el. Power [in 10W]
- ② Efficiency [%]
- ③ max. Revolutions [in 100rpm]
- ④ @waste Power [in]
- ⑤ Motor Case Temp. [°C]

Motor Characteristics



Voltage (V)	Propeller (RPM)	Throttle (%)	Current (A)	Voltage (V)	el. Power (W)	Efficiency (%)	Thrust (g)	Spec. Thrust (g/W)
29.6V (8S LIPO)	14X8E							
	3600	37	2.4	29.5	71.8	86.5	766	10.7
	4200	43	3.8	29.5	111.4	88.5	1042	9.4
	4800	50	5.6	29.5	164.1	89.6	1361	8.3
	5400	57	7.9	29.4	231.9	90.3	1722	7.4
	6000	63	10.8	29.4	316.7	90.7	2126	6.7
	6600	70	14.4	29.3	420.7	90.9	2573	6.1
	7200	77	18.7	29.2	545.8	91	3062	5.6
	7800	84	23.9	29.1	694.4	90.9	3594	5.2
	8400	92	30.1	28.9	868.4	90.8	4168	4.8
	9000	99	37.3	28.8	1070.2	90.6	4784	4.5
	9065	100	38.3	28.7	1097.1	90.4	4854	4.4
	15X8E							
	3600	37	3.2	29.5	92.9	88	942	10.1
	4200	44	4.9	29.5	145.3	89.4	1282	8.8
	4800	51	7.3	29.4	215.2	90.1	1674	7.8
	5400	57	10.4	29.4	305.4	90.4	2118	6.9
	6000	64	14.3	29.3	418.5	90.5	2615	6.3
	6600	72	19.1	29.2	557.4	90.4	3165	5.7
	7200	79	25	29	725	90.3	3766	5.2
7800	86	32.1	28.9	924.3	90	4420	4.8	
8400	94	40.5	28.7	1158.3	89.7	5126	4.4	
8827	100	47.5	28.5	1352.2	89.3	5661	4.2	