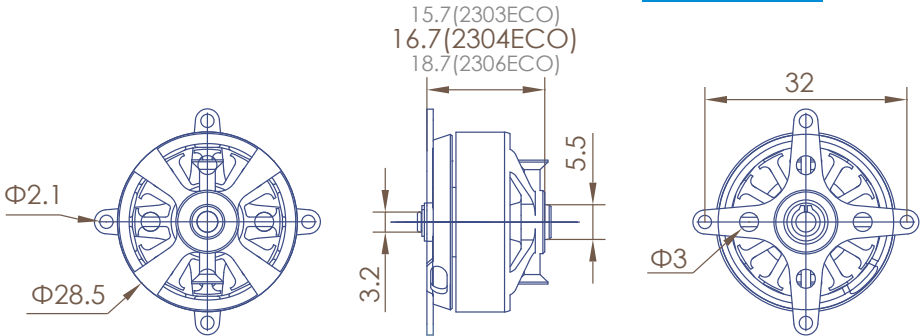




Dimensions

ECO 2304C-V2

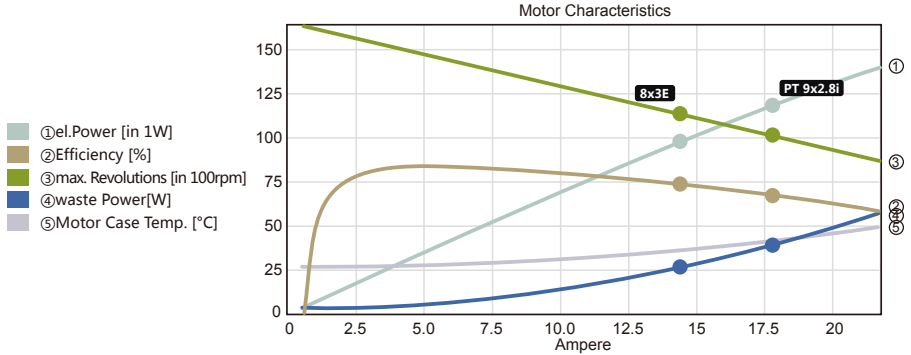
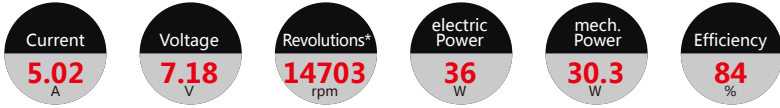


Specification

ECO-C Series	ECO 2304C		
SKU(商品编码)	51638	51639	51640
KV(KV值)	2300	1850	1450
Turns(匝数)	14.5	18	23
Weight(g)(重量)	23	23	23
Dimensions(D x L)[mm](尺寸)	28.5x16.7	28.5x16.7	28.5x16.7
Slots & Poles(槽数, 极数)	12N14P	12N14P	12N14P
Ri(mOhm)(电阻)	103.0	165.0	230.0
Io @10V (A)(空载电流)	0.6	0.7	0.3
No.of Cells(LiPo)(适用电池)	2..3	2..3	2..3
Max. Efficiency Current[A](效率电流)	9	7.6	6
Max. Burst Current (15S)[A](最大电流)	15	12	10
Max. Power(15S)[W](最大功率)	120	96	120
Max. Torque [N*M](最大扭矩)	0.075	0.074	0.079
Shaft diameter(mm)(轴径)	3.175	3.175	3.175
Mounting holes pitch(安装孔距)	32	32	32
Input Connectors(输入链接)	GC2.0	GC2.0	GC2.0
Recommended ESC(调速器)	XC-12-LITE or XC1210BA	XC-12-LITE or XC1210BA	XC-12-LITE or XC1210BA
Propeller(螺旋桨)	2S: 8x3E, PT 9x2.8i 3S: 5.1x4.5E	2S: 9x4.75F, PT10x2.8i 3S: 5.1x4.5E, 6x3E	2S: 8x4.7E, 9x4.7E 3S: 7x4E, 8x4E
Class(适用机种)	100-200g airplane.g. Indoor freestyle or EPP F3P trainer		

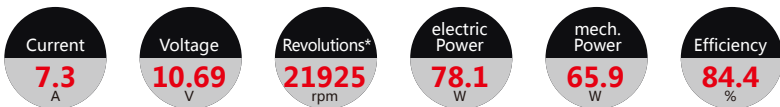
ECO 2304C (2300KV)

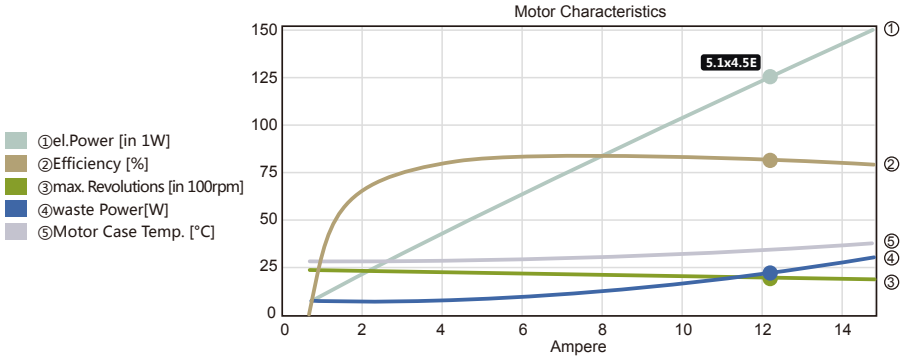
7.4V Motor @ Optimum Efficiency 最佳效率点



Voltage (V)	Propeller (RPM)	Throttle (%)	Current (A)	Voltage (V)	el. Power (W)	Efficiency (%)	Thrust (g)	Spec. Thrust (g/W)
7.4V (2S LIPO)	8x3E							
	4800	35	1.1	7.4	7.6	77	95	12.5
	5600	41	1.7	7.3	12	77.5	130	10.8
	6400	48	2.5	7.3	18	77.4	169	9.4
	7200	56	3.6	7.3	25.8	76.9	214	8.3
	8000	64	5	7.2	35.8	76.1	265	7.4
	8800	72	6.9	7.2	48.2	75.2	320	6.6
	9600	81	9.1	7.1	63.5	74.1	381	6
	10400	91	11.9	7	81.9	73.1	447	5.5
	11095	100	15	6.9	101.6	71.8	509	5
	PT 9x2.8i							
	4900	38	1.7	7.3	12.5	74.8	132	10.5
	5600	45	2.6	7.3	18.8	74.2	172	9.1
	6300	52	3.8	7.3	27.2	73.2	218	8
	7000	60	5.4	7.2	37.9	72	269	7.1
	7700	68	7.3	7.2	51.3	70.8	326	6.3
	8400	77	9.8	7.1	67.8	69.5	388	5.7
	9100	86	12.9	7	87.9	68.2	455	5.2
	9800	97	16.8	6.9	111.9	66.9	527	4.7
	9986	100	18.1	6.8	120	66.3	548	4.6

11.1V Motor @ Optimum Efficiency 最佳效率点

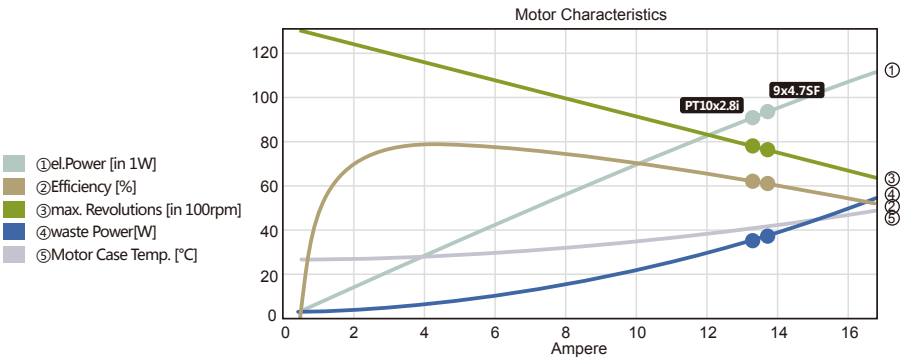
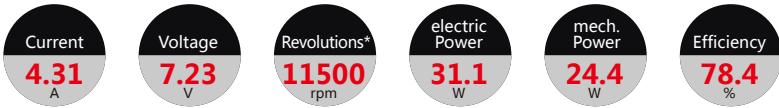




Voltage (V)	Propeller (RPM)	Throttle (%)	Current (A)	Volage (V)	el. Power (W)	Efficiency (%)	Thrust (g)	Spec. Thrust (g/W)
5.1x4.5E								
11.1V (3S LIPO)	3000	13	0.1	11.1	0.8	44.2	14	18
	4500	19	0.2	11.1	1.9	62.5	33	16.9
	6000	26	0.4	11.1	3.9	72.6	58	14.7
	7500	33	0.6	11.1	7.1	78.1	90	12.7
	9000	40	1.1	11.1	11.8	81.1	130	11
	10500	47	1.7	11	18.4	82.8	177	9.6
	12000	54	2.5	11	27.2	83.6	231	8.5
	13500	62	3.6	10.9	38.6	83.9	293	7.6
	15000	70	4.9	10.9	53	83.9	361	6.8
	16500	79	6.6	10.8	70.7	83.7	437	6.2
	18000	87	8.7	10.7	92.2	83.4	520	5.6
19500	97	11.3	10.6	117.8	82.9	611	5.2	
19972	100	12.3	10.5	128.3	82.2	641	5	

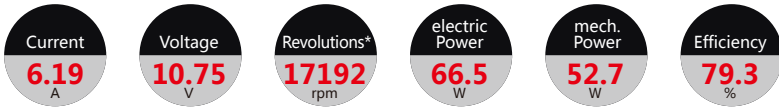
ECO 2304C (1850KV)

7.4V Motor @ Optimum Efficiency 最佳效率点



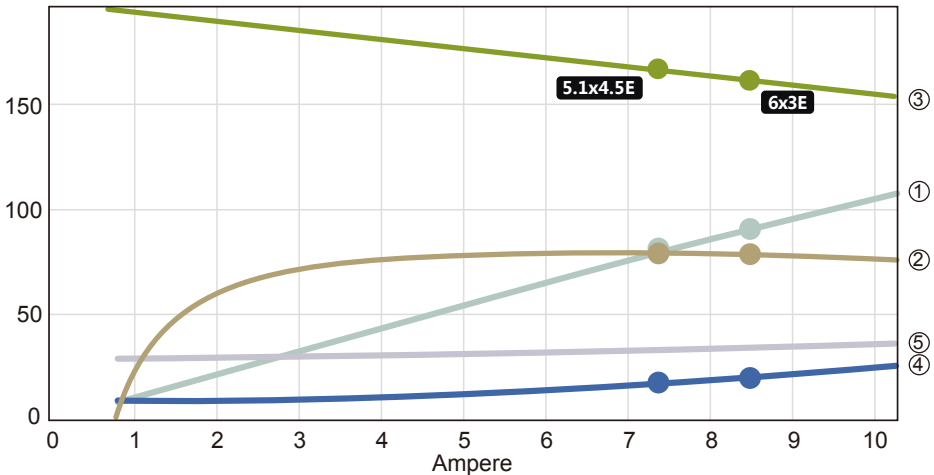
Voltage (V)	Propeller (RPM)	Throttle (%)	Current (A)	Voltage (V)	el. Power (W)	Efficiency (%)	Thrust (g)	Spec. Thrust (g/W)	
9x4.75F									
7.4V (2S LIPO)	3000	30	0.7	7.4	5.4	66.2	83	15.2	
	3500	35	1.2	7.4	8.5	67	113	13.2	
	4000	42	1.8	7.3	12.7	67	148	11.6	
	4500	48	2.5	7.3	18.3	66.5	187	10.2	
	5000	56	3.5	7.3	25.4	65.6	230	9.1	
	5500	63	4.8	7.3	34.4	64.6	279	8.1	
	6000	71	6.4	7.2	45.5	63.4	332	7.3	
	6500	80	8.4	7.1	59	62.2	390	6.6	
	7000	89	10.8	7.1	75.1	60.9	452	6	
	PT10x2.8i								
	7502	100	14	7	95.6	59.3	519	5.4	
	5000	54	3.1	7.3	22.6	67	188	8.3	
	5500	61	4.3	7.3	30.5	66.1	228	7.5	
	6000	69	5.7	7.2	40.2	65.1	271	6.7	
	6500	77	7.4	7.2	52	64	318	6.1	
	7000	86	9.5	7.1	66.2	62.8	369	5.6	
7500	95	12	7	82.9	61.7	424	5.1		
7719	100	13.5	7	92.3	60.8	449	4.9		

11.1V Motor @ Optimum Efficiency 最佳效率点



- ① el. Power [in 1W]
- ② Efficiency [%]
- ③ max. Revolutions [in 100rpm]
- ④ waste Power[W]
- ⑤ Motor Case Temp. [°C]

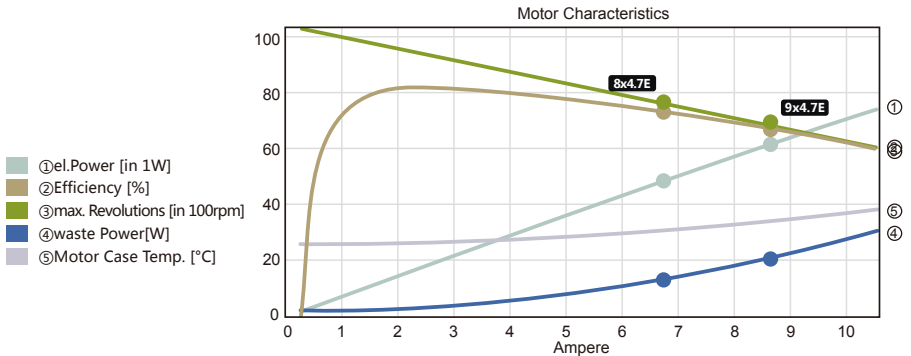
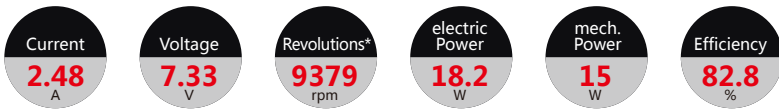
Motor Characteristics



Voltage (V)	Propeller (RPM)	Throttle (%)	Current (A)	Volage (V)	el. Power (W)	Efficiency (%)	Thrust (g)	Spec. Thrust (g/W)	
5.1x4.5E									
11.1V (3S LIPO)	3600	19	0.1	11.1	1.5	41.9	21	14.2	
	4800	26	0.2	11.1	2.7	54.8	37	13.9	
	6000	32	0.4	11.1	4.5	63.7	58	12.9	
	7200	39	0.6	11.1	7.1	69.5	83	11.8	
	8400	46	1	11.1	10.6	73.5	113	10.7	
	9600	53	1.4	11	15.3	76	148	9.7	
	10800	60	1.9	11	21.4	77.8	187	8.8	
	12000	68	2.6	11	28.9	78.9	231	8	
	13200	76	3.5	10.9	38.1	79.6	280	7.3	
	14400	84	4.5	10.9	49.2	79.9	333	6.8	
	15600	92	5.8	10.8	62.4	80.1	391	6.3	
	16709	100	7.3	10.8	77.9	79.2	448	5.8	
	6x3E								
	4800	26	0.3	11.1	3.1	59.7	40	12.9	
	6000	33	0.5	11.1	5.4	67.6	63	11.7	
	7200	40	0.8	11.1	8.7	72.5	90	10.4	
8400	47	1.2	11	13.2	75.6	123	9.3		
9600	54	1.8	11	19.2	77.5	161	8.4		
10800	62	2.5	11	27	78.7	203	7.5		
12000	70	3.4	10.9	36.7	79.3	251	6.8		
13200	78	4.5	10.9	48.7	79.6	304	6.2		
14400	87	5.9	10.8	63.2	79.6	362	5.7		
15600	95	7.5	10.8	80.4	79.4	424	5.3		
16148	100	8.6	10.7	90.9	78.4	455	5		

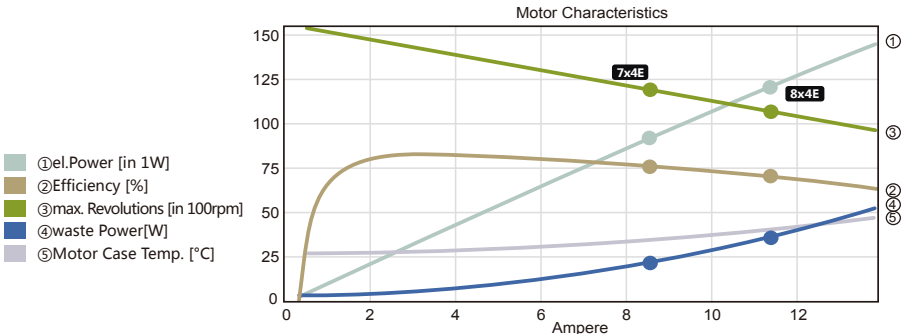
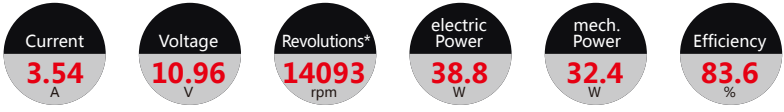
ECO 2304C (1450KV)

7.4V Motor @ Optimum Efficiency 最佳效率点



Voltage (V)	Propeller (RPM)	Throttle (%)	Current (A)	Volage (V)	el. Power (W)	Efficiency (%)	Thrust (g)	Spec. Thrust (g/W)	
7.4V (2S LIPO)	8x4.7E								
	4500	53	1.3	7.4	9.9	76.8	131	13.3	
	5000	60	1.9	7.4	13.6	76.5	162	11.9	
	5500	67	2.5	7.3	18.2	76	196	10.7	
	6000	75	3.3	7.3	23.9	75.3	233	9.8	
	6500	82	4.2	7.3	30.7	74.5	274	8.9	
	7000	91	5.4	7.3	38.8	73.7	317	8.2	
	7500	99	6.7	7.3	48.3	72.8	364	7.5	
	7547	100	6.9	7.3	49.6	72.4	369	7.4	
		9x4.7E							
	3500	43	1.1	7.4	7.8	73.6	113	14.5	
	4000	50	1.6	7.4	11.7	72.9	148	12.6	
	4500	58	2.3	7.4	16.9	71.9	187	11	
	5000	67	3.2	7.3	23.6	70.7	230	9.8	
	5500	75	4.4	7.3	32	69.4	279	8.7	
	6000	85	5.9	7.3	42.3	68.1	332	7.8	
	6500	95	7.7	7.2	54.9	66.8	390	7.1	
	6759	100	8.8	7.2	62.8	65.8	421	6.7	

11.1V Motor @ Optimum Efficiency 最佳效率点



Voltage (V)	Propeller (RPM)	Throttle (%)	Current (A)	Volage (V)	el. Power (W)	Efficiency (%)	Thrust (g)	Spec. Thrust (g/W)	
11.1V (3S LIPO)	7x4E								
	6300	47	1.2	11.1	12.9	80.6	147	11.4	
	7200	54	1.8	11	19.2	80.6	191	9.9	
	8100	62	2.5	11	27.5	80.3	242	8.8	
	9000	71	3.5	11	38	79.7	299	7.9	
	9900	79	4.7	11	51.1	78.9	362	7.1	
	10800	88	6.2	10.9	67.1	78.1	431	6.4	
	11700	97	8	10.9	86.3	77.2	505	5.9	
	11918	100	8.6	10.8	92.6	76.4	524	5.7	
		8x4E							
	5600	44	1.5	11.1	16.1	77.5	173	10.7	
	6400	52	2.2	11	24.3	76.7	226	9.3	
	7200	60	3.2	11	35	75.6	286	8.2	
	8000	68	4.5	11	48.8	74.4	353	7.2	
	8800	77	6.1	10.9	66.1	73.1	427	6.5	
	9600	87	8.1	10.8	87.4	71.8	508	5.8	
	10400	97	10.6	10.8	113.1	70.5	596	5.3	
	10638	100	11.6	10.7	123.2	69.7	624	5.1	